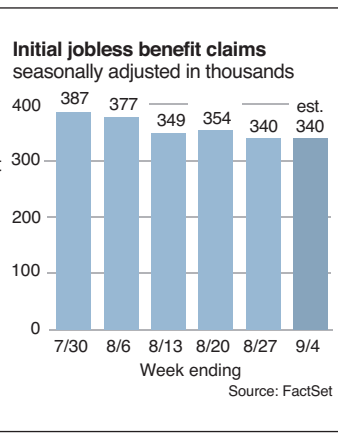


### Unemployment barometer

The Labor Department issues its weekly tally of applications for unemployment benefits today. Economists expect 340,000 Americans filed for unemployment aid last week. That would match the total from two weeks ago, when applications fell to a pandemic low. The weekly number of first-time applications for benefits, which generally tracks layoffs, has mostly fallen steadily since topping 900,000 in early January.



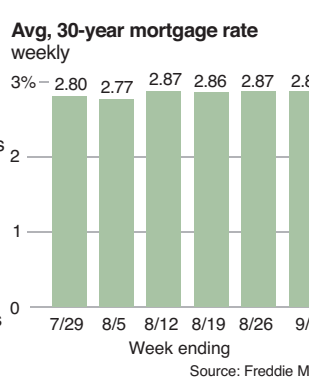
### On its game

Wall Street expects another solid quarterly snapshot from Dave & Buster's Entertainment. Analysts predict the restaurant and arcade chain will report today that it returned to a profit in its fiscal second quarter, aided by a sharp increase in revenue. That would echo the company's results in its February-April quarter, when it snapped four straight quarterly losses. The company benefited from increased business after pandemic-related restrictions eased earlier this year.



### Housing market bellwether

Mortgage buyer Freddie Mac serves up its weekly snapshot of average U.S. home loan rates today. The average rate for a 30-year mortgage held at 2.87% last week as demand for homes remained stable. The benchmark rate, which peaked this year at 3.18% in April, stood at 2.93% at the same time last year. Mortgage rates have been at rock bottom as the yield on the 10-year U.S. Treasury note, which influences long-term mortgage rates, has mostly eased since the spring.



Closing price for Wednesday, September 8, 2021

### Story Stocks

Stocks on Wall Street eased further below their recent highs Wednesday amid signs that U.S. economic growth is being dampened by a resurgence in coronavirus cases and other challenges. The S&P 500, the Dow Jones Industrial Average and Nasdaq fell.

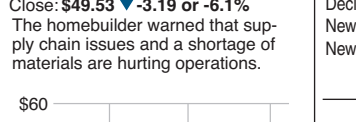
### Sherwin-Williams

Close: \$296.69 ▼ -6.15 or -2.0%  
The paint and coatings maker cut its third-quarter sales forecast because of supply chain problems and higher costs.



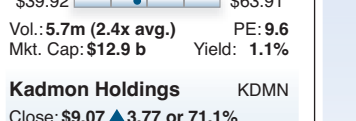
### PulteGroup

Close: \$49.53 ▼ -3.19 or -6.1%  
The homebuilder warned that supply chain issues and a shortage of materials are hurting operations.



### Kadmon Holdings

Close: \$9.07 ▲ 3.77 or 71.1%  
Sanofi is buying the biopharmaceutical company for about \$1.9 billion.



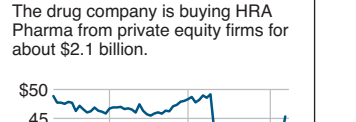
### Perrigo

Close: \$45.34 ▲ 3.74 or 9.0%  
The drug company is buying HRA Pharma from private equity firms for about \$2.1 billion.




### General Mills

Close: \$59.38 ▲ 2.59 or 4.6%  
The maker of Cheerios cereal, Yo-plait yogurt and other packaged foods gave investors an encouraging financial update.



### Cabot Oil & Gas

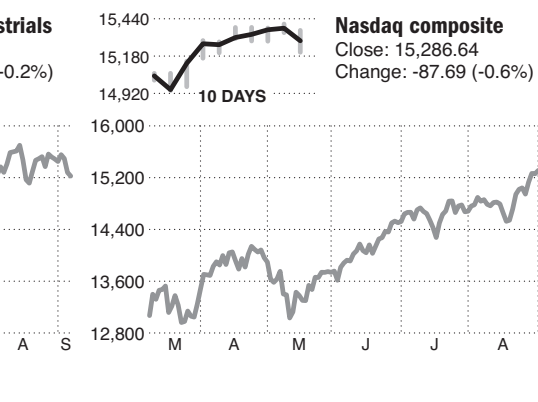
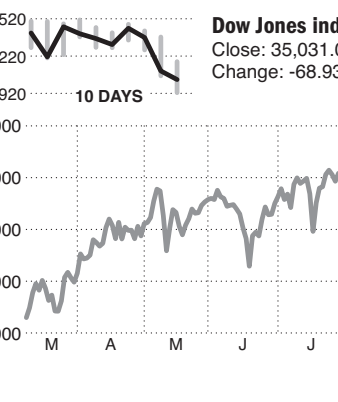
Close: \$18.41 ▲ 0.65 or 3.7%  
The oil and gas company gained ground as natural gas prices jumped.



Vol.: 9.3m (1.2x avg.) PE: 36.8  
Mkt. Cap: \$7.4 b Yield: 2.4%

SOURCE: FIS AP

## Money & Markets



### Stocks Recap

	NYSE	NASD
Vol. (in mil.)	3,423	3,460
Pvs. Volume	3,414	3,435
Advanced	937	963
Declined	1550	2387
New Highs	79	72
New Lows	20	40

	HIGH	LOW	CLOSE	CHG	%CHG	YTD
DOW	35,175.15	34,925.61	35,031.07	-68.93	-0.20%	+14.46%
DOW Trans.	14,667.94	14,508.91	14,597.43	-51.69	-0.35%	+16.71%
DOW Util.	951.63	929.86	949.12	+16.86	+1.81%	+9.77%
NYSE Comp.	16,801.18	16,677.16	16,731.04	-70.13	-0.42%	+15.19%
NASDAQ	15,359.08	15,206.61	15,286.64	-87.69	-0.57%	+18.61%
S&P 500	4,521.79	4,493.97	4,514.07	-5.96	-0.13%	+20.18%
S&P 400	2,729.46	2,703.49	2,718.56	-9.61	-0.35%	+17.86%
Wilshire 5000	47,011.31	46,649.41	46,859.15	-152.16	-0.32%	+18.76%
Russell 2000	2,275.00	2,241.43	2,249.73	-25.88	-1.14%	+13.92%

### Interest Rates

The yield on the 10-year Treasury note slipped to 1.33% Wednesday. Yields affect rates on mortgages and other consumer loans.

TREASURIES	LAST	PVS	NET CHG	1YR AGO
3-month T-bill	.05	.05	...	...
6-month T-bill	.06	.06	...	...
52-wk T-bill	.08	.08	...	...
2-year T-note	.22	.22	...	...
5-year T-note	.81	.82	-0.01	.26
7-year T-note	1.11	1.14	-0.03	.46
10-year T-note	1.33	1.37	-0.04	.68
30-year T-bond	1.95	1.98	-0.03	1.42

CONSUMER RATES	NAT'L AVG	WK AGO	6MO AGO	1YR AGO
48 month new car loan	3.73 ▼	3.89	4.06	4.03
Money market account	0.08 =	0.08	0.08	0.10
1 year CD	0.29 =	0.29	0.29	0.32
\$30K Home equity loan	6.44 ▼	6.45	4.63	4.70
30 year fixed mortgage	3.04 ▲	3.03	3.05	3.21
15 year fixed mortgage	2.32 =	2.32	2.35	2.48

## DoorDash grows — but under fire

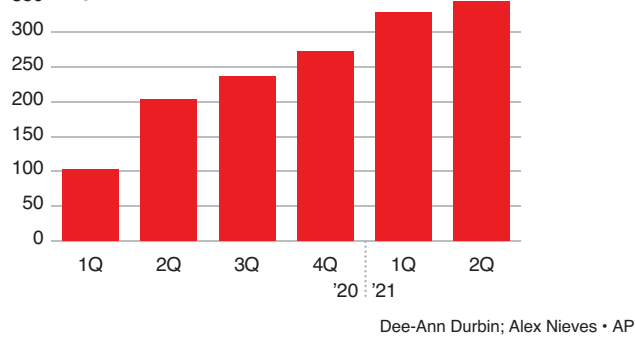
DoorDash sales soared over the last year as more diners ate at home. But multiple roadblocks could slow the company's growth ahead.

The San Francisco-based restaurant delivery company's orders doubled last spring when the pandemic hit and dining rooms closed. But even after restrictions eased, DoorDash's orders continued to grow. That's partly because the company has been rapidly adding new partners, including groceries, pet stores and drugstores.

As DoorDash has grown, however, its business model has faced more scrutiny. Dozens of cities temporarily

capped the fees DoorDash and other delivery companies could charge during the pandemic to protect struggling restaurants. San Francisco recently made those caps permanent, and New York could follow soon. DoorDash says the fee caps wind up hurting restaurants because it is forced to charge

customers more. DoorDash is also fighting a recent court ruling in California that challenges the company's treatment of its drivers as independent contractors. And in Chicago, DoorDash faces a consumer protection lawsuit saying its customer fees are misleading.




## Company Spotlight Supply chain blues

PulteGroup shares tumbled after the homebuilder lowered its forecast for closings Wednesday, saying supply chain disruptions continue to hamper its business.

Atlanta-based PulteGroup still expects third-quarter closings to be 8% higher than last year, but lowered its forecast to 7,000 homes from a previous range between 7,300 and 7,600 homes. It also dialed back its forecast for full-year closings from

30,500 to a range just under 30,000. PulteGroup, which builds homes in 23 states, said a shortage of building products combined with higher production volumes across the industry are limiting its ability to close on properties. "Despite the extraordinary efforts of our trade partners, the supply chain issues that have plagued the industry throughout the pandemic have increased during the second half of the year," said CEO Ryan Marshall.



PulteGroup (PHM)	Wednesday's close: \$49.53, -3.19	Total return	1-yr	3-yrs*	5-yrs*
52-WEEK RANGE	\$40 - \$64	PHM	16.0%	24.2	21.5
Price-earnings ratio: 8	(Based on past 12-month results)	Div. yield: 1.1%		Dividend: \$0.56	

\*annualized Source: FactSet

### Commodities

Natural gas prices soared 7.6%, and U.S. crude oil closed nearly 1.5% higher. Wholesale gasoline and heating oil made smaller gains. Gold and silver prices fell slightly.

FUELS	CLOSE	PVS	%CHG	%YTD
Crude Oil (bbl)	69.30	68.35	+1.39	+42.8
Ethanol (gal)	2.21	2.21	...	+54.0
Heating Oil (gal)	2.14	2.12	+0.70	+44.0
Natural Gas (mm btu)	4.91	4.57	+7.57	+93.5
Unleaded Gas (gal)	2.13	2.13	+0.10	+49.8

METALS	CLOSE	PVS	%CHG	%YTD
Gold (oz)	1790.70	1795.90	-0.29	-5.4
Silver (oz)	24.01	24.33	-1.32	-8.8
Platinum (oz)	976.10	995.90	-1.99	-9.2
Copper (lb)	4.23	4.28	-1.06	+20.4

AGRICULTURE	CLOSE	PVS	%CHG	%YTD
Cattle (lb)	1.23	1.24	-0.53	+9.0
Coffee (lb)	1.90	1.94	-1.93	+48.3
Corn (bu)	4.98	4.96	+0.50	+2.9
Cotton (lb)	0.95	0.95	-0.22	+21.9
Lumber (1,000 bd ft)	496.40	518.00	-4.17	-43.3
Orange Juice (lb)	1.43	1.47	-2.65	+16.1
Soybeans (bu)	12.71	12.69	+0.16	-3.4
Wheat (bu)	6.98	7.09	-1.48	+9.0

Close and change figures reflect current contract

### Foreign Exchange

The U.S. dollar strengthened against the British pound, the euro and the Mexican peso. The greenback also rose versus the Swiss franc, but weakened against the Japanese yen.

MAJORS	LAST	CHG	%CHG	1YR AGO
USD per British Pound	1.3781	-0.0006	-0.04%	1.2991
Canadian Dollar	1.2673	+0.0032	+0.25%	1.3224
USD per Euro	1.1823	-0.0023	-0.19%	1.1781
Japanese Yen	110.23	-0.07	-0.06%	106.05
Mexican Peso	19.9352	+0.0042	+0.02%	21.7644

EUROPE/AFRICA/MIDDLE EAST	LAST	CHG	%CHG	1YR AGO
Israeli Shekel	3.2045	-0.0002	-0.01%	3.3924
Norwegian Krone	8.7092	+0.0337	+0.39%	9.1110
South African Rand	14.1730	-1.155	-8.1%	16.9175
Swedish Krona	8.6247	+0.362	+4.2%	8.8223
Swiss Franc	.9215	+0.0023	+0.25%	.9174

ASIA/PACIFIC	LAST	CHG	%CHG	1YR AGO
Australian Dollar	1.3560	+0.0027	+0.20%	1.3860
Chinese Yuan	6.4618	-0.0048	-0.07%	6.8467
Hong Kong Dollar	7.7759	+0.0007	+0.01%	7.7505
Indian Rupee	73.774	+0.377	+0.51%	73.776
Singapore Dollar	1.3456	-0.0002	-0.01%	1.3704
South Korean Won	1166.86	+4.07	+0.35%	1189.83
Taiwan Dollar	27.71	+0.07	+0.25%	29.26

### 25 Biggest Funds

FUND	NAV	CHG 4-WK	12-MO	3-YR	5YR		
American Funds	AmrcnBalA m	33.45	-0.06	+1.0	+21.2/D	+11.8/C	+11.0/B
	CptlIncBldrA m	69.24	-0.14	+0.5	+21.2/C	+8.9/C	+6.9/D
	FdmTlnvsA m	78.96	-0.36	+1.4	+35.7/D	+15.7/D	+15.6/D
	GrfAmrcA m	78.79	-0.42	+3.0	+39.4/B	+21.6/D	+20.8/D
	IncAmrcA m	26.23	-0.03	+0.7	+22.8/E	+10.0/E	+8.8/E
	InvCAmrcA m	52.12	-0.14	+2.2	+33.3/E	+15.1/D	+14.3/D
	WAMtlvsA m	57.36	-0.06	+0.9	+33.6/E	+13.8/E	+14.4/D
Dodge & Cox	Inc	14.43	+0.01	+0.2	+2.3/B	+6.5/B	+4.3/A
	Stk	239.70	-1.92	-1.7	+51.4/A	+13.9/A	+15.5/A
Fidelity	500IIdxInsPm	157.02	-0.20	+1.9	+37.5/C	+18.4/B	+17.8/A
	Contrafund	19.99	-0.10	+2.8	+34.6/D	+21.6/D	+22.0/C
	TiMkIdxInsPm	129.39	-0.34	+1.6	+40.0/B	+18.1/B	+17.7/A
PIMCO	IncInstl	12.10	...	+0.7	+7.0/	+5.9/	+5.5/
Vanguard	500IIdxAdmrl	417.73	-0.54	+1.9	+37.5/C	+18.4/B	+17.8/A
	InTTEAdmrl	14.82	...	-0.2	+2.9/D	+4.9/B	+3.1/B
	InsIdIdxIns	395.32	-0.51	+1.9	+37.5/C	+18.4/B	+17.8/A
	InsIdIdxInsPlus	395.35	-0.51	+1.9	+37.5/C	+18.4/B	+17.9/A
	PmCpAdmrl	181.93	-1.28	-0.7	+38.4/B	+15.8/D	+18.4/A
	TiBMIdxAdmrl	11.37	+0.02	+0.1	-0.4/D	+5.6/C	+3.1/C
	TiInStdxAdmrl	35.65	-0.33	+1.5	+30.0/C	+11.0/C	+9.7/B
	TiInStdxInv	21.31	-0.20	+1.5	+29.9/C	+10.9/C	+9.6/B
	TiSMIdxAdmrl	113.24	-0.30	+1.7	+40.1/B	+18.2/B	+17.8/A
	TiSMIdxIns	113.26	-0.30	+1.7	+40.1/B	+18.2/B	+17.8/A
	TiSMIdxInv	113.19	-0.30	+1.7	+39.9/B	+18.1/B	+17.7/B
	WngtnAdmrl	86.93	-0.02	+1.4	+25.0/B	+13.6/A	+12.2/A

### Stocks of Local Interest

NAME	TICKER	52-WK RANGE	◇CLOSE	LO	HI	CLOSE	CHG	%CHG	WK	MO	QTR	YTD %CHG	1YR %RTN	P/E	DIV
AMC Entertainment A	AMC	1.91	◇	72.62	47.40	-0.43	-0.9	▲	▲	▲	▲	▼+2135.8	+567.0	...	...
AT&T Inc	T	26.35	◇	33.88	27.60	+0.18	+0.7	▲	▲	▲	▲	-4.0	+0.2	2.08	...
Adma Biologics Inc	ADMA	1.15	◇	3.11	1.18	-0.09	-7.1	▼	▼	▼	▼	-39.5	-40.4	...	...
Adv Micro Dev	AMD	72.50	◇	122.49	106.17	-2.98	-2.7	▼	▼	▼	▼	+15.8	+33.2	37	...
American Airlines Gp	AAL	10.63	◇	26.09	19.13	-0.40	-2.0	▼	▼	▼	▼	+21.3	+45.0	0.40	...
Anheuser-Busch InBev	BUD	51.45	◇	79.67	58.93	-0.50	-0.8	▼	▼	▼	▼	-15.7	+2.6	21	1.10e
Apple Inc	AAPL	103.10	◇	157.26	155.11	-1.58	-1.0	▲	▲	▲	▲	+16.9	+28.4	42	0.88
Aterian Inc	ATER	3.04	◇	48.99	9.21	+2.09	+29.4	▲	▲	▲	▲	-46.5	-1.0	...	...
Bank of America	BAC	22.95	◇	43.49	40.78	-0.54	-1.3	▼	▼	▼	▼	+34.5	+62.9	18	0.84
Benchmark Elec	BHE	18.75	◇	32.56	27.35	-0.44	-1.6	▲	▲	▲	▲	+1.3	+37.5	35	0.66
Berkshire Hath A	BRK/A	297.817	◇	445,000	420,719	+8.68	+0.2	▼	▼	▼	▼	+21.0	+29.6	34	...
Bottomline Tech Inc	EPAY	36.05	◇	55.09	43.54	+0.17	+0.4	—	▲	▲	▲	-17.4	-6.2	70	...
Brist Myr Sqb	BMV	56.75	◇	69.75	64.92	-0.27	-0.4	▼	▼	▼	▼	+4.7	+12.5	1.96	...
Carnival Corp	CCL	12.11	◇	31.52	22.78	-0.78									